



121 AH Capacity at 100hr rate 12VDC

BATTERY CARE

- Active users charge daily; occasional users charge battery before any outing, after active use or every 90 days if no use.
- Only use with a specified charger. Only use appropriate charger to charge AGM vs GEL batteries as charging rates differ.
- Never use an automotive or wet type charger on an AGM/GEL battery.
- Top Charge your battery frequently and/or leave on a charger/maintainer.
- Charge the batteries at least once every six months.

STORAGE

- Batteries should always be stored fully charged in a cool and dry place to maintain maximum service life.
- Depending on storage temperatures, batteries hold their charge for 3 to 9 months until recharge is necessary. Above 30C (86F), recharge at 9 months. Above 40C (104F), recharge at 3 months. Do not store above 40C (104F).
- If a battery is stored for 9 months or longer without being charged, its service life may be shortened.
- Never store batteries in a sealed environment or incorporate into a sealed structure/enclosure.

WARRANTY

- 1 Year Warranty (from date of purchase)



Bronco™ AGM 121Ah 12V Battery BRN-1001



Easy Transporting

non-spillable and suitable for shipping by Commercial Air Cargo and land with no restrictions.



Built for Canadian Weather

Built to sustain our harsh Canadian winters, they will operate in -40C temperatures.



Store or Charge in Any Position

can be stored or discharged in any position thanks to its spill-proof construction but should be charged in the upright position.

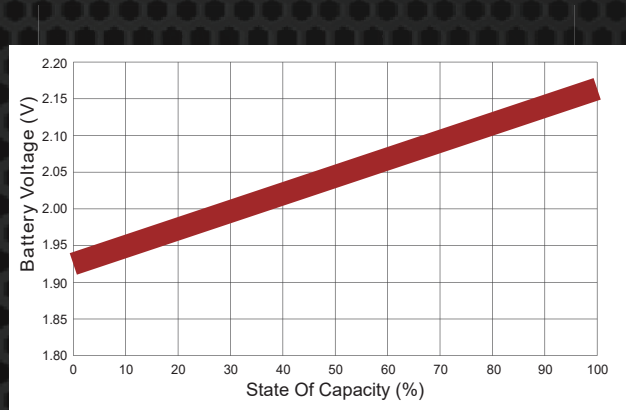


Accessories Included

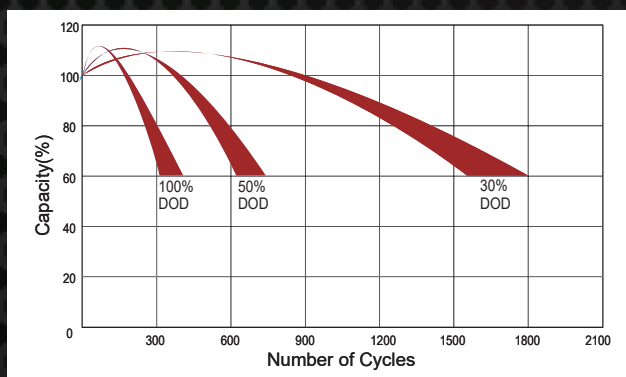
Each battery includes free terminal covers, a handle and is completely boxed to ensure no hardware is lost during transport.

SOLAR
SUPER STORE

RELATIONSHIP OF OCV AND STATE OF CHARGE (25°C)



CYCLE LIFE IN RELATION TO DEPTH OF DISCHARGE



SPECIFICATIONS

Nominal Voltage (V)	12 volts
Nominal Capacity	25C
100-hr. (1.21A)	121Ah
20-hr. (5.0A)	99 Ah
10-hr. (9.3A)	93 Ah
5-hr. (17.0A)	85 Ah
1-hr. (60.0A)	60Ah
Approximate Weight	28.5 kg (62.8lbs)
Internal Resistance	5m
Bolt	M8
Terminal	F5 F9 F10 F12 F14 F16

Torque	10-12N-m
Container/Cover Material	A.B.S. UL94-HB, UL94-V0 Optional
Normal Operating Temperature Range	25°C + 5°C
Operational Temperature	Discharge -40°C to 60°C Charge -40°C to 50°C

DISCHARGE CURRENT VS. DISCHARGE VOLTAGE

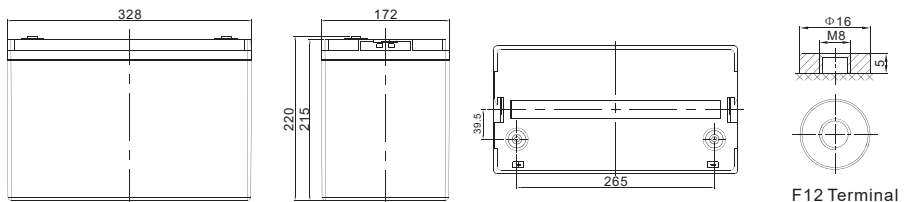
Final Discharge Voltage V/cell	1.75 V	1.70 V
Discharge Current (A)	(A) ≤ 0.2c	0.2c < (A) < 1.0c

CHARGEING METHOD

Constant Voltage	-0.2C x 2h + 2.4-2.45v/cell x 24h, Max Current 0.3c
Constant Current	-0.2C x 2h + 0.1C x 12h
Fast	-0.2C x 2h + 0.3C x 4h

DIMENSIONS

Length	328±2mm (12.9 inches)
Width	172±2mm (6.77 inches)
Height	215±2mm (8.46 inches)
Total Height	220±2mm (8.66 inches)
Terminal	Value
M5	6~7 N*m
M6	8~10 N*m
M8	10~12 N*m



CONSTANT CURRENT DISCHARGE CHARACTERISTICS: A (25°C)

F.V/Time	10MIN	15MIN	30MIN	1HR	2HR	3HR	4HR	5HR	8HR	10HR	20HR
1.60V	225.4	173.7	100.7	59.3	35.5	26.5	20.9	17.6	12.0	10.2	5.20
1.65V	217.9	168.5	98.6	58.2	34.9	26.1	20.6	17.4	11.9	10.1	5.15
1.70V	208.1	161.7	95.8	56.7	34.1	25.5	20.3	17.1	11.7	10.0	5.09
1.75V	195.0	152.5	92.0	54.6	33.0	24.8	19.7	16.7	11.5	9.77	5.00
1.80V	177.4	140.2	86.8	51.9	31.5	23.8	19.0	16.2	11.1	9.50	4.88
1.85V	153.5	123.1	79.4	47.9	29.3	22.3	17.9	15.4	10.6	9.12	4.70

CONSTANT POWER DISCHARGE CHARACTERISTICS : WPC (25°C)

F.V/Time	10MIN	15MIN	30MIN	1HR	2HR	3HR	4HR	5HR	8HR	10HR	20HR
1.60V	403	320	193	117	70.8	53.2	42.3	35.8	24.7	21.1	10.8
1.65V	400	317	191	116	70.1	52.7	41.9	35.5	24.5	20.9	10.7
1.70V	386	306	187	113	68.7	51.7	41.2	35.0	24.2	20.7	10.6
1.75V	369	293	181	110	66.8	50.5	40.3	34.3	23.7	20.3	10.4
1.80V	341	273	173	105	64.1	48.6	39.0	33.3	23.1	19.8	10.2
1.85V	300	244	160	97.2	60.0	45.8	36.9	31.7	22.1	19.0	9.80

CERTIFICATIONS



CAUTION: READ SAFETY AND INSTALLATION INSTRUCTIONS BEFORE USING THE PRODUCT.
All rights reserved. Specifications included in this datasheet are subject to change without notice.